



SHONGUM SPORTSMEN'S ASSOCIATION

BOX 431

HACKETTSTOWN, NJ 07840

CLUBHOUSE 866-746-6485

(Revised: 6/5/23)

## RANGE RULES

**SAFETY FIRST AND ALWAYS**

### Table of Contents

|   |           |
|---|-----------|
| <b><i>I. Purpose</i></b>                              | <b>2</b>  |
| <b><i>II. Code of Conduct</i></b>                     | <b>2</b>  |
| <b><i>III. Incidents, Accidents, and Injuries</i></b> | <b>3</b>  |
| <b><i>IV. General</i></b>                             | <b>3</b>  |
| A. Alcoholic Beverages/Medications/Smoking            | 3         |
| B. Clubhouse, Membership ID, Range and Property Use   | 3         |
| C. Guests   | 4         |
| D. Shooting Accessories                               | 4         |
| E. Carrying Firearms                                  | 4         |
| F. Firing Line Safety                                 | 5         |
| G. Firearm Handling:                                  | 6         |
| H. Targets  | 6         |
| I. Physical Safety                                    | 7         |
| <b><i>V. Ranges</i></b>                               | <b>7</b>  |
| A. Hours of Operation                                 | 7         |
| B. Ammunition   | 7         |
| C. 100 Yard Rifle Range                               | 8         |
| D. Outdoor Pistol Pit                                 | 9         |
| E. Trap   | 10        |
| F. Indoor Pistol Range                                | 10        |
| G. Archery Practice Range                             | 12        |
| <b><i>VI. Organized Activities/Special Events</i></b> | <b>12</b> |
| A. Regular Event                                      | 12        |
| B. Special Event                                      | 13        |
| <b><i>VII. Approval and Signature Authority</i></b>   | <b>13</b> |

---

## [List of Appendices \(separate documents\)](#)

- A. 100-yard range (target frame)
- B. 100-yard range (target placement for 25-100 yards, side view)
- C. 100-yard range (target placement for 25-100 yards, front view)
- D. Steel Targets on outdoor ranges
- E. Indoor range (permitted guns & ammunition)
- F. Indoor range (bullet impact area)
- G. Indoor range (target frame)
- H. Summary of Range Rules

### **I. Purpose**

The purpose of these rules is to promote safety on the various Shongum ranges.

## **SAFETY FIRST AND ALWAYS**

- **ALWAYS keep the gun pointed in a safe direction.**
- **ALWAYS keep your finger off the trigger until ready to shoot.**
- **ALWAYS keep the gun unloaded until ready to use.**

***It is the individual club member's responsibility to read and understand the most current set of rules and to follow them.***

Anyone (members or their guests) violating any range rule or code of conduct may be subject to immediate removal from the range facility and club property. The authority to act on this rests with any Shongum Sportsmen's Association (SSA) Range Safety Officer or SSA Officer.

Violations will be investigated by the CRSO or his designee in accordance with the Accident Incident Safety Violation SOP. Serious actions and recommendations will be communicated to the Executive Committee for the determination of next steps. A person(s) told to leave the range/club property may not be allowed back onto club property until an outcome has been prescribed pursuant to Article IX-Suspension Expulsion and Disciplinary Action of the SSA bylaws.

### **II. Code of Conduct**

**Shongum Sportsmen's Association is committed to providing an environment of mutual respect and shall not discriminate on the basis of race, color, religion, gender, gender expression, age, national origin, disability, marital status, sexual orientation, or military status, in any of its activities or operations.**

All members of Shongum Sportsmen's Association shall conduct themselves in a manner to promote the shooting sports, adhere to all SSA rules, Standard Operating Procedures (SOPs) and regulations, practice safety always, respect the rights of fellow members, act with integrity when dealing with fellow shooters, conduct oneself in an ethical manner, and be honest and trustworthy in dealing with fellow members.

***\*\*\* leave the ranges in better shape than you found them \*\*\****

### **III. Incidents, Accidents, and Injuries**

A member who observes a violation of the range rules or code of conduct should make the person aware of the violation or make the Chief Range Safety Officer and the Secretary Club Officer aware and submit an Incident Report. Any incident, accident, or injury, however minor, which occurs on club property, must be formally written up by the injured party/parties and/or witnesses and submitted to the Chief Range Safety Officer and Secretary Club Officer. The Chief Range Safety Officer must be notified as soon as possible in person or by telephone of any incident that occurs on club property. Incident reports are on the wall to the right of the large window facing the trap fields and on the SSA website.

In addition to any sanctions that a club member may be subject to for violating range rules, the member may also be subject to reimburse the club for damages.

### **IV. General**

#### **A. Alcoholic Beverages/Medications/Smoking**

NO ALCOHOLIC BEVERAGES may be consumed by participants during any formal or informal shooting on club property. Included in this category are any medications/drugs which would impair performance. Any person visibly impaired at any time shall be removed from the range. There is no smoking within 20 feet of any firing line or inside clubhouse buildings.

#### **B. Clubhouse, Membership ID, Range and Property Use**

All members of Shongum Sportsmen's Association ("SSA") shall legibly sign in and out of the logbook (including date, times, ID number, range and distance used), **before using any building facilities, range, or outdoor property.** All members will display/wear their ID membership cards in a visible fashion when on Club property, preferably on a lanyard with the name facing outwards. Any member of the club may be challenged or told to abide by this official rule by any other member of the club whenever they are on club property. Members (and their guests) using the facilities without current membership cards will be asked to leave the facilities to get their cards.

Member Guests must sign-in and sign-out in logbook indicating the Member's cardkey number and must wear a stick-on guest badge with their name, member's name, and date legibly handwritten.

Shongum facilities and ranges are NOT to be used for any for-profit activities for members or their guests. Where training activities or any events result in revenue that exceeds expenses, such excess revenue shall be remitted to the Club Treasury. Any exceptions to this policy must be

approved by the Executive Committee in advance of the event. The use of SSA property other than for shooting and archery activities in the prescribed areas shall require permission of the Executive Committee.

Do not give or loan your keys or access card to anyone. Keep all areas clean. Turn off all lights, fans, electrical equipment, air conditioners, ventilation systems etc. when not in use, especially when leaving range. Make sure the door locks when you leave the range. Notify the appropriate person on the Emergency Contact List if door does not lock or you experience other building issues.

No pets are permitted on club property without a leash.

### C. Guests

A guest is any non-member on club property using the facility. Although SSA is a "Members Only" club, there are activities in which Guests may participate.

Guests must observe all range rules, including Eye and Ear protection.

Guests must relinquish their place on the firing line to a club member when no other option is available to the member. *No member can have more than two guests on the firing line at one time.*

- **Club Guests-** A non-member participant in any regular or special event will be considered a Guest of the Association.
- **Member Guests-** A non-member who accompanies a member to the range facilities shall be considered a Guest of the member. **It is the direct responsibility of the member to supervise the activities of a member guest.** A member guest may not use the facilities of the Association without the presence, accompaniment, and supervision of the member. Probationary members are not allowed to bring guests other than Permanent Member Guests.

**Permanent Member Guests-** The immediate family (including spouse and minor children/grandchildren) of a member shall be considered permanent member guests. A minor is up to the age of 21.

- **Occasional Member Guest:** a non-member who accompanies and participates in the shooting activities of the member shall be considered an Occasional Member Guest and may not accompany the same member more than four times in a calendar year. No more than two occasional member guests may accompany a member to the range at any one time.

### D. Shooting Accessories

Bring your own equipment: targets, target holders, stapler, staples, clips, push pins, eye, and ear protection, etc. The use of club property: i.e., paper forms, paper plates etc. for targets will be considered theft of club property and individuals doing so will be subject to penalties.

### E. Carrying Firearms

Only NJ-legal firearms and magazines are permitted anywhere on Club property.

All firearms, except for legal concealed carry are to always remain unloaded other than when attended and on the firing line on a hot range. All open-carry holstered/cased and un-

holstered/uncased firearms must be carried UNLOADED. All firearms must be kept holstered/cased except when unholstered/uncased ON THE FIRING LINE and only while pointed downrange. Do not leave loaded firearms unattended. Every effort must be made to ALWAYS point the muzzle at the target impact area when loading, unloading or sighting targets.

*Where allowed by the SOP for a scheduled event, rifles, handguns, & shotguns may be carried unholstered/uncased while away from the firing line but must be carried unloaded and with the action open.*

*Other than for approved training events or where allowed by the SOP for a scheduled event, all firearms in the clubhouse must be cased or holstered. Loaded firearms are not permitted in the clubhouse at any time. The only exceptions are:*

1. Off-duty law enforcement personnel required to carry by their department.
2. Retired law enforcement personnel legally permitted to conceal carry.
3. NJ concealed carry permit holders in accordance with NJ state laws.

This is further subject to specific prohibition by an approved training event or by an SOP for a scheduled event in which the person is participating.

### **Concealed Carry :**

1. NJ concealed carry permit holders may carry on SSA premises, including the clubhouse in accordance with NJ state laws. At no time are you permitted to display your concealed carry firearm except as allowed by specific rules. In addition, brandishing any concealed carry firearm in a threatening manner, is prohibited. **This will be strictly enforced.**
2. Concealed carry is subject to further specific prohibition by an approved training event or by an SOP for a scheduled event in which the person is participating.
3. Concealed carry draw is only allowed at the Outdoor Pistol Pit, see Part V. Section D. for the specific rules.

### **F. Firing Line Safety**

All shooters must be able to understand and communicate in English. Any person not physically or mentally able to safely handle and use of firearms or bows will not be allowed to participate in any shooting activity. Only shooters, instructors and coaches will be on the firing line. Spectators who do not understand and communicate in English or demonstrate that they do not understand safety will be asked to leave the firing line area. Spectators are to be a minimum of 3 feet behind the shooter.

No one will go forward of the firing line without the line being declared safe and with all firearms having empty chamber indicators (ECI - typically, brightly colored safety flags) in them and having been checked for compliance.

These calls are for informal shooting and must be issued when more than one person is shooting:

- Prior to firing, the line call will be "Is the line ready to fire?"  
The Reply is "Ready on the right, Ready on the left, Commence Firing!"
- Prior to going down-range, the line call will be. "Is the line safe?" The reply will be. "The line is safe!" or "The line is not safe!" The line should be visually, not just verbally checked for compliance and only then "you may go down range" is called.
- CEASE FIRE" may be called at any time by any shooter when an unsafe condition is noticed on the line.

All shooters shall immediately stop shooting, finger off trigger, keep their firearm pointed down range, and move as little as possible while waiting for an explanation as to why the "CEASE FIRE" was called.

**NOTE:** the unsafe condition may be on, behind, or in front of the firing line.

Follow subsequent directions until the problem is resolved.

*Formal matches will be "called" by the Match or Line Officer, according to the governing Match rules. Other specific rules may apply during scheduled, supervised matches.*

On all ranges, all shooters must be firing from the same firing line distance from the bullet impact area.

#### **G. Firearm Handling:**

Under NO circumstances will anyone handle a firearm, parts of a firearm or any other items on the firing line/bench when someone is down-range. Persons not going down range must step away and behind the bench. *Exceptions for loading magazines will be allowed at organized matches such as Pistol League & USPSA.*

Firearms are never to be pointed purposely at a person or persons.

**Drawing from concealed carry or an open carry holster on the hip and then firing is only permitted in the outdoor pistol pit or as allowed during sanctioned events (e.g. USPSA, cowboy action). See Part V, Section D for more information.**

Before going DOWN-RANGE, the firing line must be declared SAFE.

All firearms on the firing line/bench must be unloaded and have their actions OPEN (slides back, magazines out, cylinders open and empty. The use of empty chamber indicators (ECI - typically, brightly colored safety flags) inserted into the chamber in an open-action firearm is always required during "RANGE SAFE" periods except during specific organized events where the flags are not required.

Jammed guns are to be repaired on the firing line ONLY.

#### **H. Targets**

**Shooting of steel is only permitted in accordance with Appendix D, or for sanctioned events, or under supervision of a USPSA R.O.**

Photo realistic targets depicting human beings are not permitted.

Do not shoot at any area of the backstop that is not designated Impact Area.

Do not shoot at glass, metal plates, rocks, bowling pins, exploding targets, aerosol cans, or any other hard target.

Balloons are allowed on Outdoor Ranges and must be attached to a target frame (within the four corners of the target)

No ground mounted targets are allowed except for sanctioned events.

CLEAN UP:

Remove all brass, cardboard, paper, bags, any aluminum or plastic containers or balloons used as targets and any other debris and take home or properly discard when you are done.

Remove all frames/bases from the range.

**Please refer to Section V. Ranges for more specific target requirements.**

**I. Physical Safety**

Eye and ear protection are mandatory for participants and spectators alike on all ranges. It is recommended that pregnant women exempt themselves from shooting but may observe from a safe distance. It is also recommended that hand washing after shooting be done with “lead away” soap and **cold** water.

**V. Ranges**

Members and guests are responsible for the discharge of their firearms in accordance with SSA, Federal and State requirements.

In addition to these rules, please also refer to specific SOPs on the SSA website for specific range events (e.g., pistol league, cowboy action, etc.)

**A. Hours of Operation**

Hours on all **outdoor ranges**:

- Monday through Saturday 9AM to ½ hour before sunset, Sunday 10AM to ½ hour before sunset.
- Sunset time schedule is posted to the left of front door outside and is posted inside by the sign in sheet.
- All outdoor pistol, rifle, shotgun, and archery must not begin before nor extend after stated hours.
- If visibility downrange is impaired by fog, drizzle, rain, or snow to an extent that the shooter cannot clearly see the 100-yard impact area, no shooting at 100 yards or any intermediate distance is allowed until conditions improve.

Hours for the **indoor range** is 9AM until 10PM daily (including Sunday).

On occasion, some ranges may be closed for special events or maintenance. Please check the SSA calendar on the website for most current information.

**B. Ammunition**

All caliber of ammunition (except those listed below) is permitted on the 100 Yard Rifle Range.

The following is NOT permitted on any range:

- Tracers
- Incendiary
- Armor piercing
- 50 Browning BMG
- **No Centerfire rifle calibers are permitted in the Indoor Range.**

See the indoor range section for further information. For a complete list of ammunition allowed in the Indoor Range please refer to Appendix F.

Cannon and mortar use are not permitted.

### **C. 100 Yard Rifle Range**

All Shooting shall be from the covered firing line with target placement and use as defined below, except for sanctioned events. Drawing a loaded firearm from a holster at the covered firing line is not permitted.

#### **Shooting Targets Placed at 100 Yards**

Target Frames shall be:

- Made of wood or PVC construction, not metal.
- 24" Wide by 72" High for use at 100 yards, see Appendix A.

Target Frames shall be placed in provided holder behind front berm and match shooting position number at firing line.

Shooting from prone position is permitted for all allowed calibers.

Cross Shooting of targets is not allowed.

Clay "birds" (as used in trap shooting) must be placed within the impact area.

Plastic or aluminum targets shall be hung above the front berm in front of the target holder within the Impact Area.

#### **Shooting at Targets Placed at 25 Yards Up to Front Berm**

- Minimum Shooting Distance is 25 Yards.
- Use only positions 6 through 15.
- Shooting from the prone position on the concrete pad is permitted only when using .22 rimfire ammunition. When shooting any ammunition other than .22 rimfire, shooting in the prone position is only permitted from the provided single elevated prone bench.
- Overall height of Target Frame shall be adjusted so that all four corners of target area (24" by 24") are within the Impact Area, that means hitting the 100-yard impact area above the top of the front berm and no higher than 8' above ground level when viewed from the shooting position (see Appendices B and C).
- Bases shall be made of wood, PVC, or steel, provided that the steel base vertical height is no more than 12 inches and is made of no more than 1/8 inch thick.
- Target bases shall be anchored by any means providing stability other than, rocks, or any material that causes ricochet or splatter.



- Bullets shall not impact the ground anywhere in front of Front Berm.
- Target Frames shall be placed in line with firing line position number and corresponding number at 100-yard impact area.
- Cross Shooting of targets not allowed.

### **Ransom Rest**

A permanent location at left side of position 1 is provided for Ransom Rest use. Members can bring their own Ransom Rest. Members can also arrange for use of SSA's Ransom Rest by contacting the pistol league.

Target shall be set using the criteria above for 25 Yards up to and including 100 yards.

### **D. Outdoor Pistol Pit**

Only handguns and rifles firing pistol caliber ammunition and shotguns firing slugs or shot shells and handguns shooting slugs or shot can be used. No rifle caliber ammunition may be used, *except at approved Events*.

- Outdoor Pistol Pit target frames shall be of wood or PVC construction, not metal and of appropriate height to assure bullets hit the impact area.
- Metal bases are allowed provided the steel base vertical height is no more than 12 inches and is made of no more than 1/8 inches thick.
- Plastic or aluminum targets, or clay "birds" (as used in trap shooting) shall be placed in Impact Area above ground level.

The Impact Area is the sand berm from ground level to 8' above ground level, from left to right corners. DO NOT walk on the sand impact area of the pistol pit to place targets or any other reason.

The maximum shooting distance is 50 feet from impact area.

If a shooter wants to set up and use multiple target frames (typically for action shooting practice) there is no limit on the number of frames per shooter, but all frames and that shooter's corresponding lateral (left to right) use of the firing line shall not exceed 15 feet.

When the outdoor pistol pit is in use, trap house 4 will be closed or vice versa.

If new shooters want to shoot at a closer or further distance, the current shooter(s) must accommodate the new shooter(s) with the distance change after one hour from the last logbook sign in time prior to the new shooter's sign in time.

Drawing from an open carry type holster on the hip or concealed carry and then firing is **only** permitted in the outdoor pistol pit and is subject to the following:

1. Allowed holsters to draw from are inside/outside waistband, pocket, and purse. Drawing from a purse type holster must follow the same muzzle control as described in item 3 below.
2. Holsters not allowed are ankle, shoulder, cross-drawn, and from behind the hip (e.g., small of the back).
3. During the draw, the muzzle shall be pointed in the direction of the impact area, not in a sideways direction. Turn your body as needed before any draw to assure no sweeping of the firing line.

**E. Trap**

When shooting on the trap ranges, only birdshot #7 1/2 to #9 is allowed. If anyone is shooting trap using house 4, the outdoor pistol pit will be closed or vice versa.

- **Individual Trap Shooters**

When shooting trap with your own trap machine or club hand trap or hand thrower, you must throw birds from designated spot (see pipe with cone) between Trap House one and two.

- **Shotgun Patterning Target**

When using the shotgun patterning target frame to the right of Trap House #1, the shooter must stand at the corner of trap house #1. It is imperative that only birdshot #5 or higher number (smaller size pellet) is fired. Shooting slugs or any shot #4 or numerically smaller (larger pellets) is not permitted.

**F. Indoor Pistol Range**

**Open-carry type holstered firearms must always be unloaded in the indoor range. Due to safety concerns, drawing a loaded firearm from any holster is not permitted in the indoor range – not even at the firing line. Drawing a concealed carry firearm is strictly prohibited.**

If you wish to shoot your concealed carry firearm, you must follow this procedure:

1. Assure that during the removal from the holster the muzzle points clearly downrange in the direction of the bullet trap. Do not sweep anyone or point the muzzle in any other direction.
2. Only holsters approved for the Pistol Pit may be used in this manner on the indoor range. (e.g. inside/outside waistband, pocket and purse).
3. Removal from the holster is just that, remove, NOT DRAW. Same with re-holstering, a slow deliberate process.
4. Make sure the line is HOT when you remove your firearm from the holster and place your firearm on the bench. Remember to unload and flag your firearm when the line turns cold.
5. Re-holster your concealed carry firearm only when LINE is HOT, while maintaining muzzle control in a safe manner.

Do not shoot at any area of the backstop area not designated an impact area. (See appendix F)

Ventilation system shall be turned on and operating during any live firing. Turn off ventilation system and lights before leaving. (Note: There is an approximate one-minute delay before system stops.)

Do not bring any beverages or food into the indoor range.

After shooting, housekeeping rules apply. For safety reasons, no brooms or mops are allowed in the Indoor Range. Only the squeegees may be used. All brass is to be picked up and placed in the cartridge container labeled BRASS ONLY. Put aluminum and steel cases in separate labeled container by emergency exit door. Do not put loaded ammo in empty cartridge container.

Aluminum and steel go in a separate container. The brass on the floor is to be removed using the squeegee. The DUD CAN is for disposal of range misfires and not the home for your reloading mistakes.

If new shooters want to shoot at a closer or further distance, the current shooter(s) must accommodate the new shooter(s) with the distance change after one hour from the last logbook sign in time prior to the new shooter's sign in time.

Benches shall be moved by using the wheels on the front of the benches. NOTE: wheels shall be in the locked (wheels up) when shooting.

When moving a bench, unload and case or holster all guns. Benches shall not be moved with uncased guns on the bench. All handgun shooting must be from behind the bench.

- **Handguns Permitted.**

All handguns that fire permitted ammunition in Appendix E are allowed.

- **Handguns NOT Permitted.**

Any cartridge not found in Appendix E is not permitted, including:

- Shot shell: (shot or slug)
- Rimfire: .22 Magnum, .17 HMR (Hornady Magnum), 17 Hornady Mach 2, .17

Winchester Super Magnum or Centerfire 22 TCM, 5.7x28

- **Rifles Permitted**

The only type of rifle permitted is 22 Long Rifle, 22 long and 22 short rimfire. All pellet air, CO2 or spring activated rifles and guns (but not BB) are permitted.

- **Rifles NOT Permitted**

Any rifle or carbine shooting centerfire ammunition.

- **Ammunition**

Strictly observe and shoot only permitted ammunition. A list of "Indoor Range Permitted Guns & Ammunition" is posted to the left of the door entering the range and in these Range Rules in Appendix E. Steel core, penetrating, incendiary, tracer and armor piercing ammunition is not permitted.

**No Centerfire rifle calibers permitted.**

**Shot shells or slugs of any caliber or gauge shall NOT be fired from handguns or long arms.**

- **Targets:**

Target Frames shall be 24" Wide by 36" Long (see Appendix G).

All targets must be placed at the bullet impact area in the indoor range. All targets shall be placed/hung from the lip of the steel "venetian blind" backstop. (**Targets are never to be hung from ceiling safety baffles.**)

Reactive targets [steel, bowling pins, etc.] of any type are not permitted.

- **Bullet Traps**

Steel and hard-core ammunition is not permitted. Any ammunition that causes damage to the backstop is not permitted. Please know what you are shooting, if in doubt; please contact a club officer for advice. Examine Backstop for damage; report any damage to the Chief Range Safety Officer (or another Club Officer) in person, by phone, or by email

(safety@shongum.org). Notification shall include when, (date and time), what was hit, caliber and model of firearm, and name of shooter. Damage to the backstop could result in the revocation of the use of jacketed ammo on the indoor range.

Please note that the left and right-side steel panels from wall to impact area, top steel panel going into ceiling and the bottom steel panel from floor to first impact row are not considered as impact area.

Any shooter who hits anything other than the impact area of the bullet trap or sees backstop damage is required to complete an incident report (forms available in club house) and notify a Chief Range Safety Officer and the Secretary Club Officer

- **Firing Line**

**Shooters will fire into the metal bullet traps only.** At no time may shooters fire into the bullet traps at any distance closer than the 7 yard (21 feet) red line marked on the range floor. The only exception for the 7-yard rule is in club supervised training events where the safe use of target stands positioned closer to the 7-yard firing line (ensuring that all fired rounds will impact in the bullet traps when firing from the 7-yard line) may be used. When shooting from the 7-yard line shooters shall shoot from the center of the range.

The standard firing line is 50 feet but may be moved as close as 21 feet. Tables have wheels and should be moved (without dragging/scratching the epoxy floor) to establish a firing line between 21 – 50 feet. Wheels on tables need to be engaged and then the table picked up from the rear to move it without dragging/scratching the epoxy floor.

Guns moved forward of the benches shall be unloaded and holstered/cased or with empty chamber indicator (ECI) with the gun pointed in a safe direction.

## **G. Archery Practice Range**

There is a limited archery practice range for member use. Follow signs to the right of the entrance, up the dirt road located on the left side behind the club house.

## **VI. Organized Activities/Special Events**

An Event is considered activity whereby selective club facilities are dedicated to a specific purpose that benefits the membership at large. All events must be approved according to the By-Laws.

During regular organized activities and special events, the associated range(s) will be closed to any other shooting. Please consult the SSA calendar for all events.

**All such activities and events may vary from some range rules but must follow their approved SOPs.**

### **A. Regular Event**

A regular event is a recurring event that is regularly scheduled [e.g., High-Power Matches, USPSA, Cowboy Action, Women's League, Pistol League, etc.]. Please see specific SOPs governing these regular events on the SSA website.

**B. Special Event**

A Special Event is a non-recurring, occasional event that is not regularly scheduled [e.g., Reloading Class, Firearms and Safety Training, Picnic, Police training, Women's Day, etc.].

**VII. Approval and Signature Authority**

Final approval is by the SSA Executive Committee. The date of the actual vote is the effective date, which is signed by the SSA President below.

Richard Gajda

(Print Name)

*Richard Gajda*

June 5, 2023

(Signature)

(Date)

**Revisions**

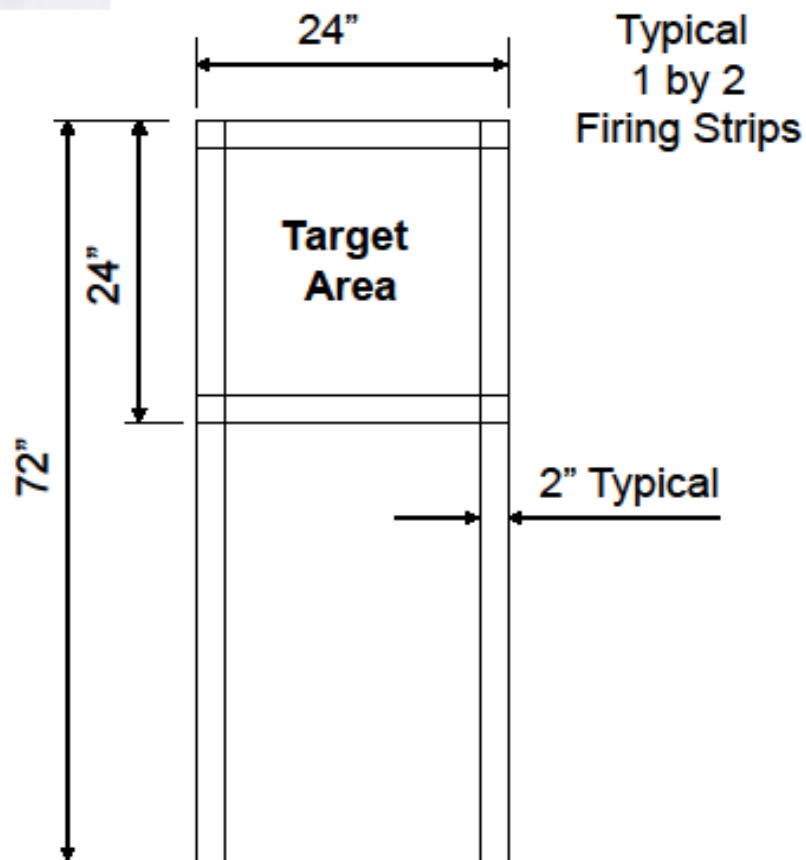
May 2018: previous version, general update

April 2019: new format, general update including steel.

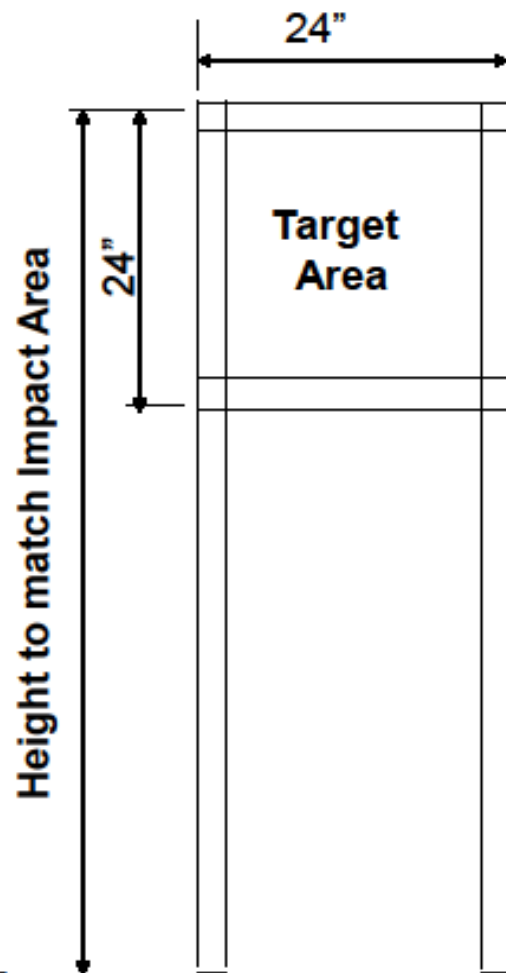
July 2021: added new Code of Conduct statement, added numerous clarifications (e.g., holster use, guests, pets, etc.), deleted cannon use and added prone shooting from concrete pad of rifle range

April 2023: added concealed carry rules, clarified several safety issues, revised Appendix H and made several editorial corrections.

June 2023: corrected which outdoor rifle range ports permit mid-range shooting (Section V.C)



**Target Frame**  
**100 Yards Behind Front Berm**



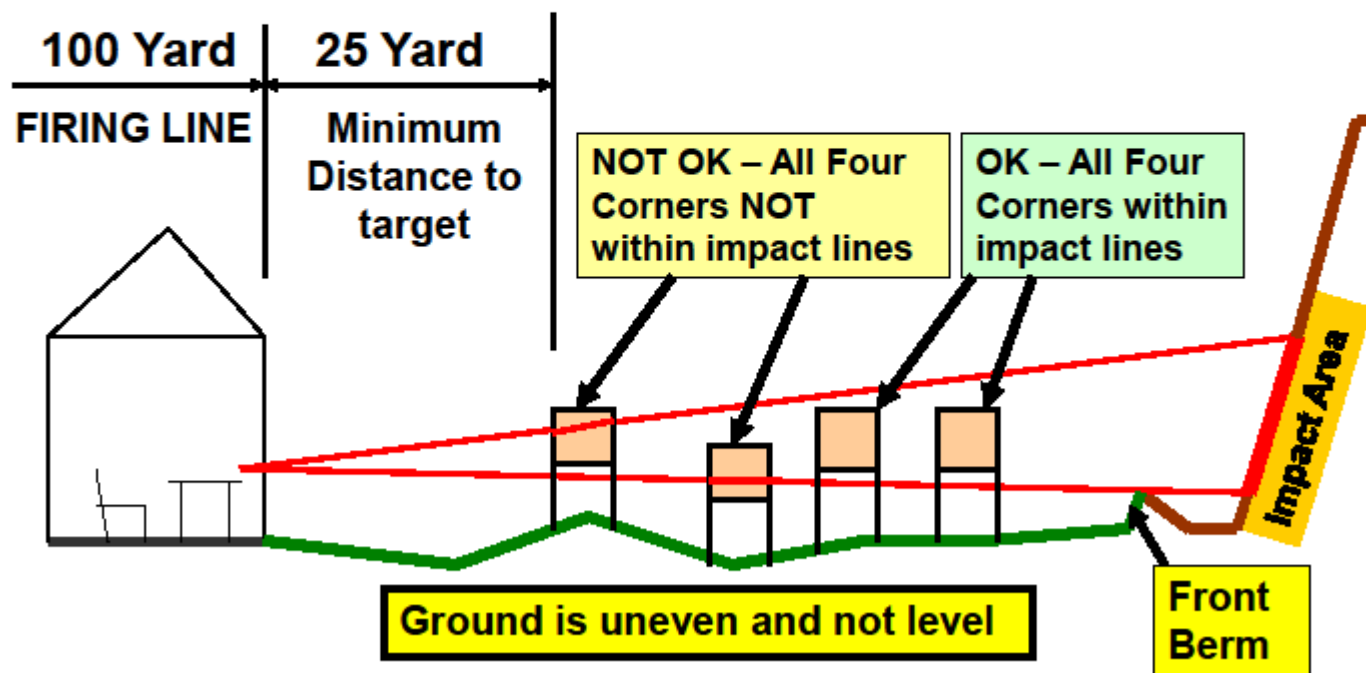
**Target Frame**  
**From 25 Yards up to Front Berm**

## **APPENDIX A**



# TARGET FRAME PLACEMENT 25 YARDS UP TO FRONT BERM

Target Frame must be **HEIGHT** adjustable  
to vary with ground conditions



APPENDIX B



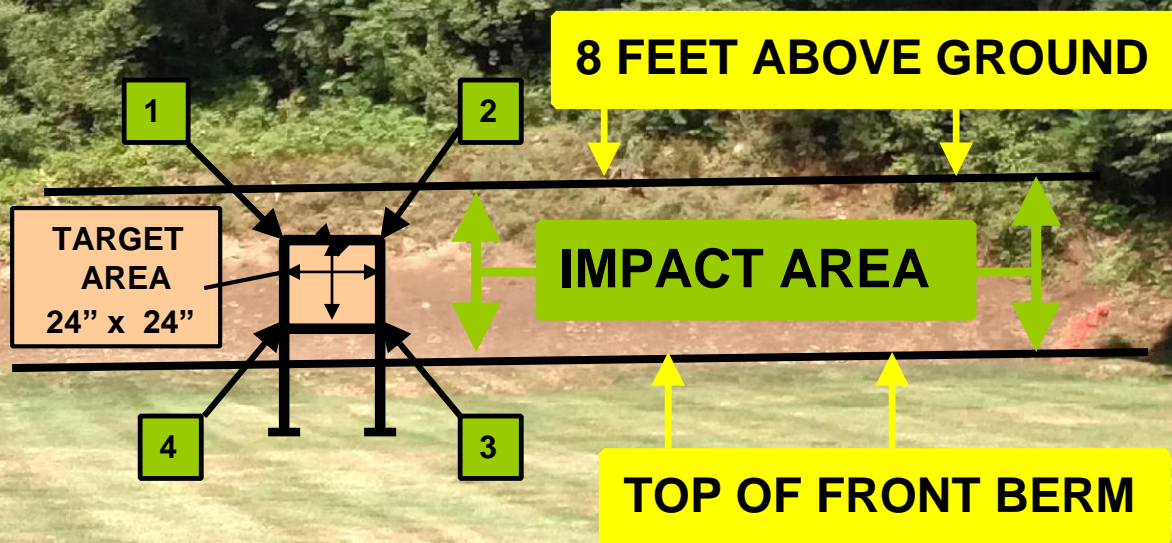


# TARGET FRAMES

## 25 YARDS UP TO FRONT BERM

[Grab your reader's attention with a great quote from the document or use this space to emphasize a key point. To place this text box anywhere on the page, just drag it.]

APPENDIX C



**ALL FOUR CORNERS OF TARGET AREA  
MUST BE WITHIN IMPACT AREA  
WHEN VIEWED FROM FIRING LINE POSITION**



## **APPENDIX D**

### **STEEL TARGETS ON OUTDOOR RANGES**

Dated 4/1/19

#### **GENERAL**

Member shall attend the steel target orientation prior to bringing any steel targets to the range. Steel shall be AR500 or AR550, water jet, laser cut, or plasma cut, 3/8" minimum thickness. Member shall not use steel that is damaged: pitted, bent, warped, dimpled, or cracked.

*Shongum RSO's have the right to declare steel unsafe and removed from use on our range.*

Steel shall not be engaged with bb's or air pellets.

Ground mounted steel is prohibited, including poppers and knock-over plates.

It is strongly recommended that eye protection include side shields.

#### **PISTOL PIT**

Steel Targets shall be Steel Challenge type (<https://www.steelchallenge.com/steel-challenge-target-resourceguide.php>). Steel shall be supported by a wood or metal base provided that the steel base vertical height is no more than 12 inches and is made of no more than 1/8 inch thick. , cap to support steel plate, using a 2" by 4" wooden post or by a shepherd's hook type stand. The stand assembly shall provide a swinging movement of the plate or have a fixed angle of approximately 15 degrees from vertical, so that hits are deflected towards the ground (therefore dueling type targets are not allowed). Wooden sawhorse type supports are also permitted with steel hung from manufactured steel support/assembly or non-metallic straps.

Pistol, pistol caliber carbines and shotgun shooting of steel is allowed in Pistol Pit with steel targets/stand within two feet of the impact area and with a maximum height of 5 feet to top of steel. Steel targets shall be placed as far left as possible and no further to the right as defined by the back of trap house #4 (see marker at right edge of range).

Minimum shooting distance to target is 30 feet to maximum of 50 feet.

Steel shall be engaged from directly in front to a maximum of 5 feet either left or right.

Pistol shooting of steel using rifle caliber ammunition is prohibited, however pistol caliber carbines are permitted as stated above. Shotgun is limited to lead shot, #7 1/2 to #9, only. Any other type of shot or slugs are prohibited. Poppers are allowed for shotgun.

Commercially manufactured steel spinners are allowed provided they are not damaged or pitted. Only 22LR caliber firearms are allowed.

#### **100 YARD RIFLE RANGE**

Steel shall be supported by a wood or metal base provided that the steel base vertical height is no more than 12 inches and is made of no more than 1/8 inch thick, manufactured cap to support steel plate, using a 2" by 4" wooden post. Stand assembly/vertical supports should not be of steel or include chain. Wooden sawhorse

type supports are also permitted with steel hung from non-metallic straps. Maximum width is 24 inches. Shepherd's hook is not allowed for steel support.

The stand assembly shall provide a swinging movement of the plate or have a fixed angle of up to 15 degrees from vertical, so that hits are deflected towards the ground. No more than four steel targets may be used per shooting position.

***Steel is allowed on the 100-yard range and only at 100 yards.*** Use only Positions 1-5 and 16-20.

Steel targets shall be placed behind the front berm and in the pit. Impact splatter should be directed downward and contained by the back of the front berm of the impact area. Splatter should not be directed towards the target rack stand.

If splatter affects adjacent paper targets, the steel shooter must stop shooting within one hour of their sign in time.

Steel shall be engaged from directly in front, not at an angle.

Bottom of steel target shall be at least one foot higher than top of front berm and not more than five feet higher.

No steel core, green tip, XM-855 or M-855 penetrating rounds, Russian silver tips, Wolf Steel Jacketed, or any other ammunition containing any steel in the bullet. For shotguns, 12-gauge maximum slugs are allowed.

## RESOURCES

1. Suggested suppliers of steel targets are:
  - MGM Targets (<https://mgmtargets.com/product-category/sportsman-series> )
  - GT Targets (<http://gttargets.com/PistolTargets.html>), or
  - Nevco Targets (<http://nevcotargets.com/steel.html>)
2. A ballistic calculator which allows you to put in caliber, bullet weight and get the 100-yard velocity (<http://gundata.org/ballistic-calculator>)
3. Additional information on steel targets can be found at <http://shootingtargets7.com> -)
4. Be aware that steel is damaged if rounds exceed 2,850 feet per second at 100 yards.
5. It is recommended that ½ inch thickness steel be used for magnum caliber rifle loads.
6. It is suggested that you check your bullets with a magnet for steel content.

## Appendix E

### Indoor Range Permitted Guns & Ammunition

**Air guns:** All pellet air, CO2 or spring activated handguns or rifles (but not BB) are permitted.

**Rimfire Pistol/Rifle:** All rimfire 22 short, long, and long rifle are permitted

#### Centerfire Handguns & Ammunition Permitted:

|                    |                        |                         |
|--------------------|------------------------|-------------------------|
| <b>25</b>          | 38-40 Winchester/ WCF9 | 45 Colt/Long Colt       |
| 25 ACP             | 38 S&W Special         | 45 Gap                  |
|                    | 38 Super Auto          | 45 Schofield            |
| <b>30</b>          | 38 Super +P            | 445 Webley              |
| 30 carbine pistols |                        |                         |
|                    | <b>380</b>             | <b>Metric</b>           |
| <b>32</b>          | 380 ACP                | 6.35mm                  |
| 32 ACP             |                        | 7.65 mm                 |
| 7.65 mm Browning   | <b>40</b>              | 7.65 mm Luger           |
| 32 S&W             | 40 S&W                 | 7.65mm Parabellum       |
| 32 S&W long        |                        | 7.62x25 Russian Tokarev |
| 32 Colt New Police | <b>41</b>              |                         |
| 32 H&R Magnum      | 41 Magnum              | <b>9mm</b>              |
|                    |                        | 9mm Kurtz               |
| <b>327</b>         | <b>44</b>              | 9mm Short               |
| 327 Federal Mag    | 44 S&W Special         | 9mm Luger               |
|                    | 44 Special             | 9mm Parabellum          |
| <b>357</b>         | 44 Magnum              | 9X21                    |
| 357 Magnum         | 44-40 Winchester/WCF   | 9X23                    |
| 357 Sig            | 440 CorBon             | 9X25                    |
|                    |                        |                         |
| <b>38</b>          | <b>45</b>              | <b>10mm</b>             |
| 38 S&W             | 45 ACP                 | 10mm Auto               |
| 38 Colt New Police | 45 Auto Rim            |                         |
| 380 MK1            |                        |                         |

The above handgun ammunition either lead core, soft alloy core or jacketed is allowed. **If you want to shoot ammo which is not on the permitted list**, bring a sample and specifications to the next SSA Regular Meeting. It will be examined by the Safety Committee. IF accepted it will be added to the list.

#### AMMUNITION NOT PERMITTED:

- Any cartridge not on the permitted list above, including shotshell shot or slug
- No steel core, green tip, Russian silver tip, Wolf steel jacketed or any other ammunition containing any steel in the bullet or jacket.
- Rimfire: .22 Magnum; .17 HMR (Hornady Magnum); .17 Hornady Mach 2; .17 Winchester Super Magnum or Centerfire. 22 TCM; 5.7x28

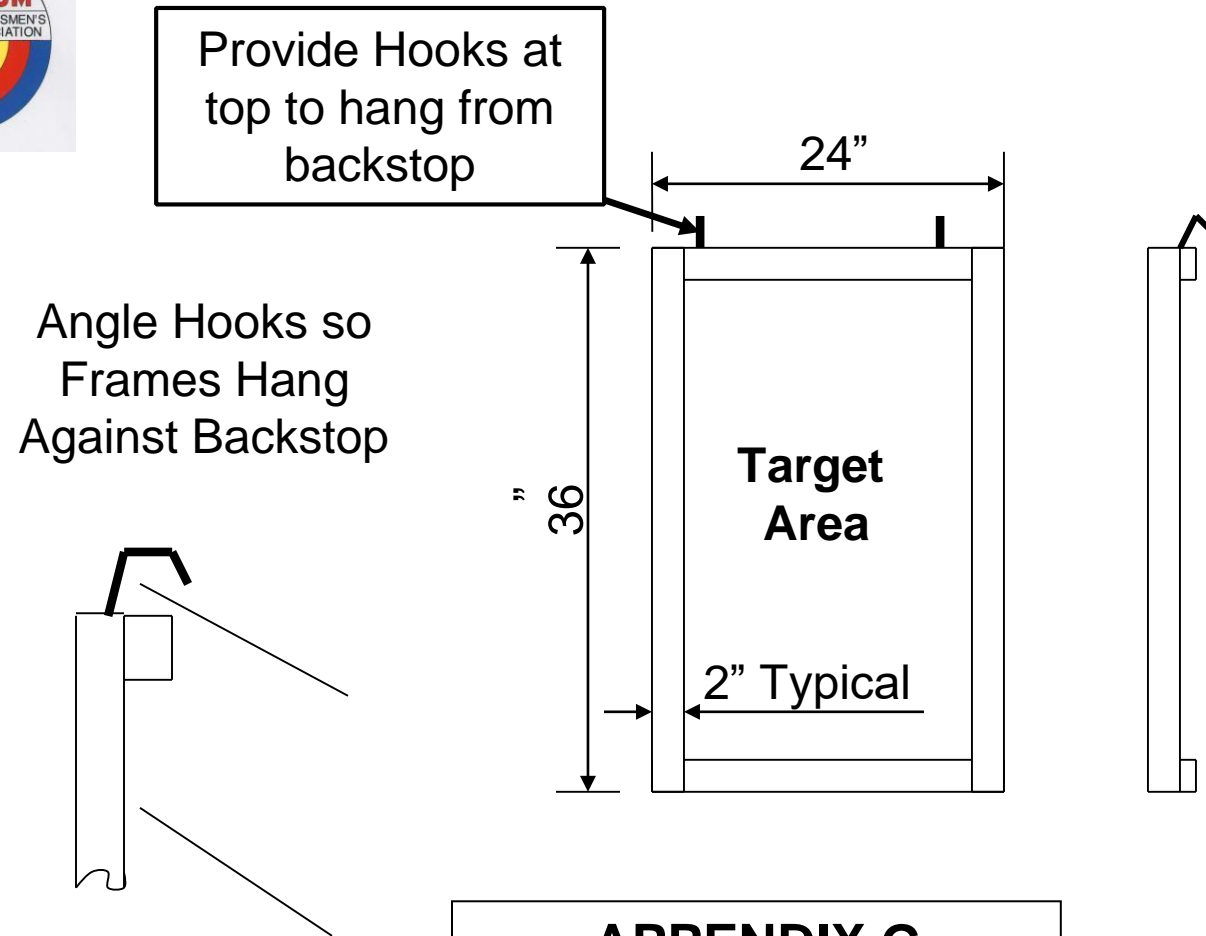


## Appendix F

# Indoor Range – Bullet Impact Area



Impact area is within dashed lines



**APPENDIX G**

**Target Frame**  
**Indoor Range**  
1 by 2 Furring Strips

## Shongum Sportsmen's Association

# SUMMARY of RANGE RULES

- Range hours are:
  - Outdoor: 9 AM (Mon to Sat) and 10 AM (Sunday) until ½ hour before sunset.
  - Indoor: 9 AM to 10 PM, Monday to Sunday
- All members (including any guests) must sign the log in the club house.
- All members must display/wear their ID membership cards. Guests must display/wear a guest name badge.
- Maximum of two (2) occasional guests with you at the range at any one time.
- YOU – the SSA member – are responsible for the actions of your guest(s)
- Alcoholic beverages are **NOT** allowed on ranges.
- Ear and Eye protection is always mandatory for all participants and spectators.
- There is **NO** smoking within 20 feet of any firing line and inside the clubhouse.
- Use only paper targets, except during supervised sanctioned events, or as allowed by the Range Rules.
- NJ concealed carry permit holders may carry on SSA premises, including the clubhouse, in accordance with NJ state laws. (See Part IV, Section E for more details). Drawing from concealed carry or an open carry holster on the hip and then firing is only permitted in the outdoor pistol pit or as allowed during sanctioned events (see Part V, Section D for more details).
- **Use of Empty Chamber Indicators (ECIs) is mandatory.**
- Clean up after shooting – pick up your trash, brass, and target remnants.

### **INDOOR RANGE SPECIFIC RULES:**

- Run the exhaust/intake fans in the indoor gun range during shooting.
- There is **NO** shooting of black-powder firearms allowed in the indoor gun range.
- There is **NO** shooting of certain “Hot calibers” in the indoor gun range (check list of allowed ammo in complete Range Rules and posted outside indoor range)
- The only rifles allowed in the indoor range are:
  - .22 caliber rimfire: long rifle, long and short
  - Pellet air (CO2 or spring activated) rifles and guns. **NO BBs.**
  - No center fire rifle shooting is allowed.
- Separate cans are provided for brass and aluminum cases (do not mix). **DO NOT** place live and/or malfunctioning ammo in those cans. There is a Red “Dud” container for them.
- Clean up after shooting - use only the squeegees provided for the floor.

**TRAP RANGE SPECIFIC RULES:** Individual trap shooting is done at designated spot between trap houses #1 and #2 (at orange cone); Only #7 1/2 to #9 shot permitted; Pistol Pit is closed when trap house #4 is operating.

### **100 yd RIFLE RANGE SPECIFIC RULES:**

- Shooting is from the covered firing line with target type and placement shown in the Range Rules PISTOL PIT
- Shooting is from common firing line with target type and placement shown in the RANGE RULES.

**NOTE:** For a complete list of SSA rules please refer to the RANGE RULES document available in the club house and on the SSA website.

## APPENDIX H